



UK Office

Everest Biotech Ltd

Cherwell Innovation Centre
77 Heyford Park
Upper Heyford
Oxfordshire
OX25 5HD
UK

Enquiries:

info@everestbiotech.com

Sales:

sales@everestbiotech.com

Tech support:

support@everestbiotech.com

Tel: +44 (0)1869 238326

Fax: +44 (0)1869 238327

US Office

Everest Biotech c/o Abcore

405 Maple Street, Suite A106
Ramona,
CA 92065
USA

Inquiries:

info@everestbiotech.com

Sales:

usasales@everestbiotech.com

Tech support:

support@everestbiotech.com

Tel: 888-320-4628 (toll-free)

Fax: 888-841-9041

www.everestbiotech.com

**Research Use Only. Not for
diagnostic or therapeutic use.**

EB07207 - Goat Anti-PGRMC1 / MPR Antibody

Size: 100µg specific antibody in 200µl



Target Protein

Principal Names: PGRMC1, MPR, progesterone receptor membrane component 1, HGNC:16090, HPR6.6, progesterone binding protein

Official Symbol: PGRMC1

Accession Number(s): NP_006658.1

Human GeneID(s): [10857](#)

Non-Human GeneID(s): 53328 (mouse)

Immunogen

Peptide with sequence C-EPKDESARKND, from the C Terminus of the protein sequence according to NP_006658.1.

Please note the [peptide](#) is available for sale.

Purification and Storage

Purified from goat serum by ammonium sulphate precipitation followed by antigen affinity chromatography using the immunizing peptide.

Supplied at 0.5 mg/ml in Tris saline, 0.02% sodium azide, pH7.3 with 0.5% bovine serum albumin.

Aliquot and store at -20°C. Minimize freezing and thawing.

Applications Tested

Peptide ELISA: antibody detection limit dilution 1:4000.

Western blot: Approx 24kDa band observed in Human Kidney, Liver and Testis lysates, and approx 25kDa in Mouse Testis lysates (calculated MW of 21.7kDa according to Human NP_006658.1 and Mouse NP_058063.2). These molecular weights are routinely observed by other sources. Recommended concentration: 0.1-0.3µg/ml. Primary incubation 1 hour at room temperature.

IHC: Paraffin embedded Human Testis. Recommended concentration: 5µg/ml.

Immunofluorescence: This antibody has been successfully used in IF on Human: Izzo, N. J et al. (2014) PMID: 25390692.

Species Reactivity

Tested: Human, Mouse

Expected from sequence similarity: Human, Mouse, Rat

Specific Reference

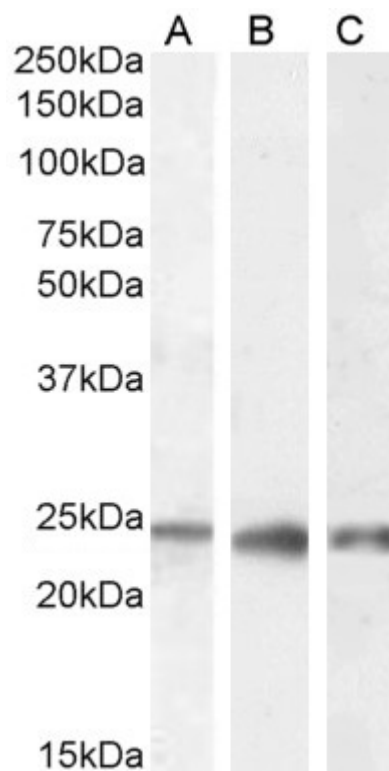
This antibody has been successfully used in IF on Human:

Izzo, N. J., Xu, J., et al.

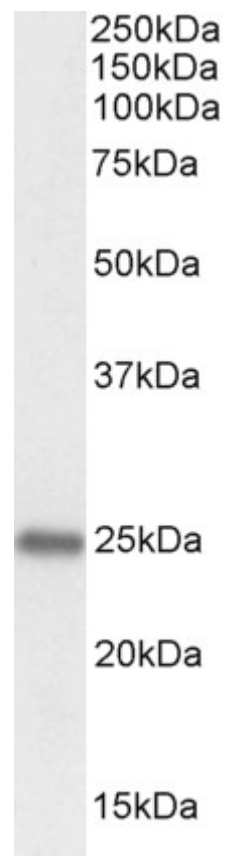
Alzheimer's therapeutics targeting amyloid beta 1-42 oligomers II: Sigma-2/PGRMC1 receptors mediate Abeta 42 oligomer binding and synaptotoxicity.

PLoS One. 2014 Nov 12;9(11):e111899.

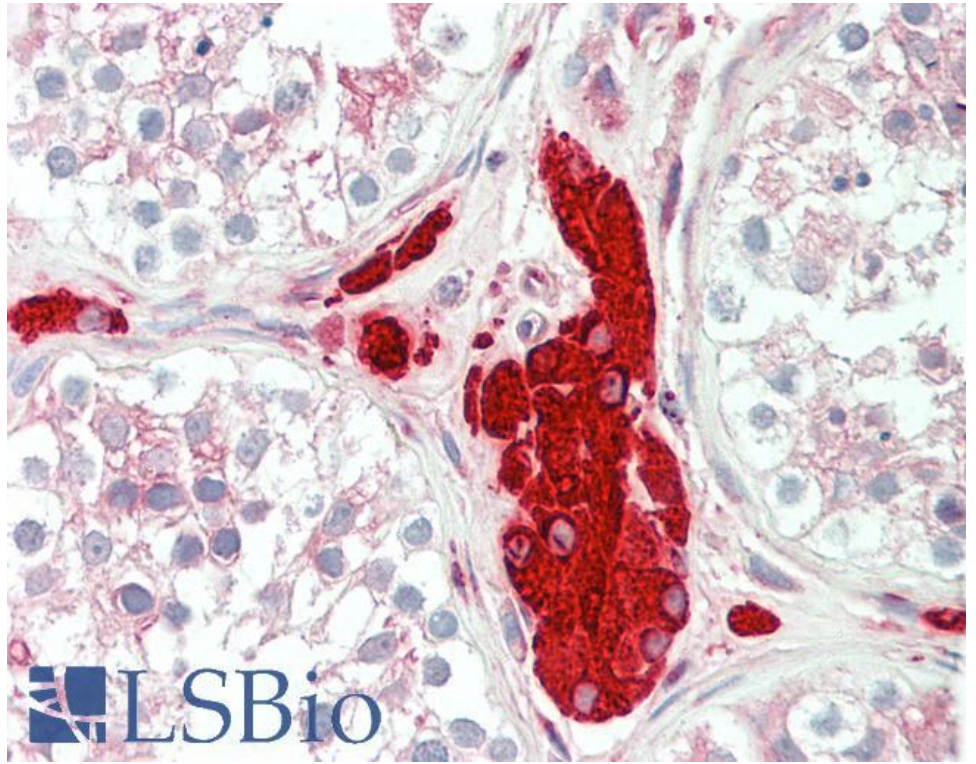
PMID: 25390692



EB07207 (0.1µg/ml) staining of Human Kidney (A), Liver (B) and Testes (C) lysate (35µg protein in RIPA buffer).
Detected by chemiluminescence.



EB07207 (0.1µg/ml) staining of Mouse Testes lysate (35µg protein in RIPA buffer). Detected by
chemiluminescence.



EB07207 (5µg/ml) staining of paraffin embedded Human Testis. Steamed antigen retrieval with citrate buffer pH 6, AP-staining.