



UK Office

Everest Biotech Ltd

Cherwell Innovation Centre
77 Heyford Park
Upper Heyford
Oxfordshire
OX25 5HD
UK

Enquiries:

info@everestbiotech.com

Sales:

sales@everestbiotech.com

Tech support:

support@everestbiotech.com

Tel: +44 (0)1869 238326

Fax: +44 (0)1869 238327

US Office

Everest Biotech c/o Abcore

405 Maple Street, Suite A106
Ramona,
CA 92065
USA

Inquiries:

info@everestbiotech.com

Sales:

usasales@everestbiotech.com

Tech support:

support@everestbiotech.com

Tel: 888-320-4628 (toll-free)

Fax: 888-841-9041

www.everestbiotech.com

**Research Use Only. Not for
diagnostic or therapeutic use.**

EB08631 - Goat Anti-Ankyrin G Antibody

Size: 100µg specific antibody in 200µl



Target Protein

Principal Names: ANK3, ankyrin 3, node of Ranvier (ankyrin G), RP11-369L1.1, ANKYRIN-G, FLJ45464, ankyrin 3, ankyrin G119, ankyrin-3, node of Ranvier

Official Symbol: ANK3

Accession Number(s): NP_066267.2; NP_001140.2

Human GeneID(s): [288](#)

Important Comments: This antibody is expected to recognise both reported isoforms (NP_001140.2; NP_066267.2)

Immunogen

Peptide with sequence C-SWQNETSSGNLE, from the internal region of the protein sequence according to NP_066267.2; NP_001140.2.

Please note the [peptide](#) is available for sale.

Purification and Storage

Purified from goat serum by ammonium sulphate precipitation followed by antigen affinity chromatography using the immunizing peptide.

Supplied at 0.5 mg/ml in Tris saline, 0.02% sodium azide, pH7.3 with 0.5% bovine serum albumin.

Aliquot and store at -20°C. Minimize freezing and thawing.

Applications Tested

Peptide ELISA: antibody detection limit dilution 1:16000.

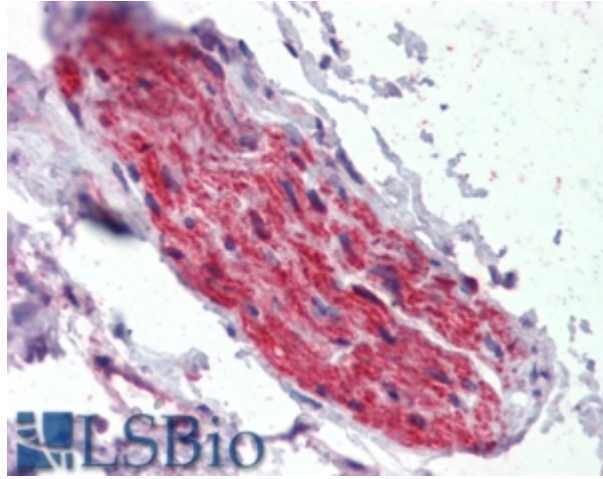
IHC: Paraffin embedded Prostate and Human Brain (Cerebellum). Recommended concentration: 3.75µg/ml.

Cryosection of immersion-fixed (1% PFA/0.5% methanol) Human Hypothalamus. Optimal dilution: 1:5000. *Vibratome prepared sample for optimal labelling.

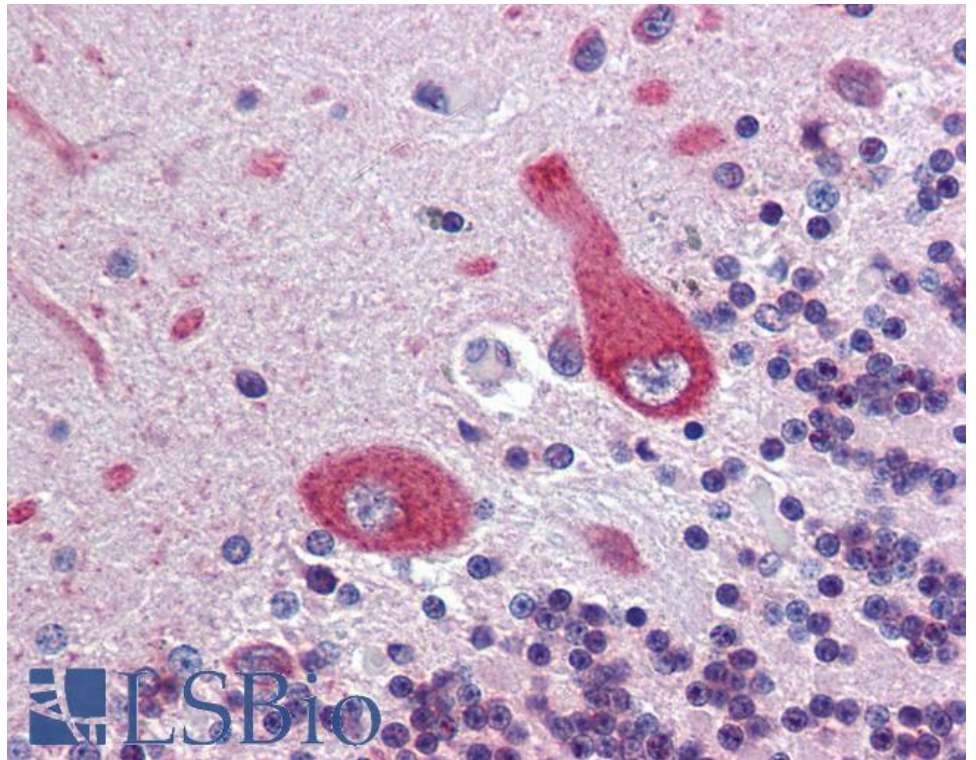
Species Reactivity

Tested: Human


Expected from sequence similarity: Human, Mouse, Rat, Cow



EB08631 (3.75µg/ml) staining of paraffin embedded Human Prostate. Steamed antigen retrieval with citrate buffer pH 6, AP-staining.



EB08631 (3.75µg/ml) staining of paraffin embedded Human Cerebellum. Steamed antigen retrieval with citrate buffer pH 6, AP-staining.



EB08631 (1:5000) immunostaining of ankyrin G-positive axon initial segments in cryosection of an immersion-fixed (1% PFA/0.5% methanol) Human Hypothalamus*. Antigen retrieval with citrate buffer Ph 6 at 80C for 30min. HRP-staining with Ni-DAB, after Biotin-SP-anti-goat (IgG) method. Data obtained by Drs. Éva Rumpler and Erik Hrabovszky, Inst, Exp, Med, Budapest, Hungary.